


Viewing Comments and Re-submitting Work on Google Classroom for Students (and Parents)

If you have completed an "assignment"  on Google Classroom and clicked "Turn In", then it is ready for your teacher to view it. Teachers will only be commenting on work posted under an "assignment"

If it is an assignment that is correct, your teacher may just write a comment that says, "Good job!" and return it to you, so you will know that it has been seen.

If it is an assignment that has changes you can make, your teacher may suggest some changes in a comment. You can choose to think about or talk about those changes but not actually make them. Or you may decide to change your work. If you change your work, you may keep it for yourself or share your changes with your teacher by clicking "Resubmit" so your teacher will see it again.

In the rest of this document, there are written step-by-step directions for:

- (1) How to find teacher comments on Google Classroom assignments
- (2) How to re-submit your work so your teacher can see your changes in an assignment in Google Classroom

** Please keep in mind, every device is different. These directions were written using a computer, so I pads or other devices might not look exactly the same. If you are not successful in finding comments on your "Turned In" work, please contact your teacher so they can help you figure out the best way for you to view them.

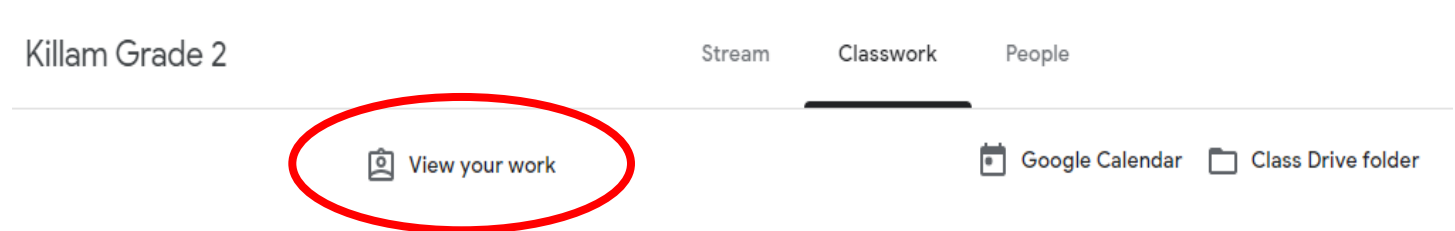
How To Find Teacher Comments on a "Turned In" Assignment

Once you have clicked on "Turn In" on an assignment, your teacher will be notified that they can view your work. After your teacher has commented, they will "Return" your work to you and then you can view the comments. You can find "Returned" work in 2 places. If you click on the original assignment, it will say "Returned" in the top right corner. The directions below show you a way to see ALL of your assignments at one time, instead of having to search each assignment one-by-one.

1) Click on "Classwork" at the top of your Google Classroom page.



2) You will then want to click where it says, "View your work".






3) After that you should see all the possible "assignments" that you have been given. If you have never turned it in, it will say "Assigned". If you turned it in but the teacher has not checked it, it will say "Turned In". If the teacher has checked it (which may also include a comment), it will have a check mark next to it (✓).


killam test1

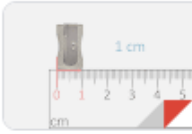
Title	Due	Status
Other Work You Want To Submit	No due date	Assigned
Metric Measurement (Week 3) 2 4	No due date	Turned in ✓
Longer Informational Writing 1	No due date	Assigned
Short Daily Writings (Week 3) 1	No due date	Turned in
Fundations Word List and Sort (Unit 11) 1	No due date	Assigned

A blue arrow points from the "Assigned" status of the first row to the checkmark in the "Turned in" status of the second row.


- 4) If you see a (✓), you can look at that assignment to see if there are any comments. If you click on the assignment title, it will open to a view where you can see general comments about the whole assignment.

Metric Measurement (Week 3)  1  2 No due date 

 killam test1 - Metric Meas...
Google Slides




 Ruler.png
Image

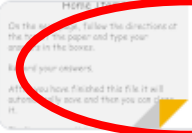
1 private comment


 Lauren Nawrocki 2:49 PM
Good job!

[VIEW DETAILS](#)


- 5) You can click on shared Google files or uploaded images to see comments that might be specific to that file.

Metric Measurement (Week 3)  1  2 No due date 

 killam tes1 - Metric Meas...
Google Slides

 Ruler.png
Image

1 private comment

 Lauren Nawrocki 2:49 PM
Good job!

[VIEW DETAILS](#)

6) If you click on individual files, you can see comments that might be specific to an individual page or word.

1 Metric Measurement Home Items

On the next page, follow the directions at the top of the paper and type your answers in the boxes.

Record your answers.

After you have finished this file it will automatically save and then you can close it.

Finally, you can click "Turn In" for your teacher to see it.

[This is exactly the same as the paper version, so there is no need to do both]

2

Name: _____

Directions: Estimate the length of each item found around your home in centimeters. Then use the attached ruler, or one you have at home to find the actual length.

Item	Estimate	Actual
Hairbrush		
Toothbrush		22
Spoon		
Remote Control	22	
Phone		
Pencil		
Key		
Shoe		
Book		

7) If you click on the page in the file that shows a comment, you might see a comment that is specific to that individual page or a word on that page.

Name: _____




Directions: Estimate the length of each item found around your home in centimeters. Then use the attached ruler, or one you have at home to find the actual length.

Item	Estimate	Actual
Hairbrush		
Toothbrush		22
Spoon		
Remote Control	22	
Phone		
Pencil		
Key		
Shoe		
Book		


Lauren Nawro... 9:18 AM Apr 14 Resolve

Good job trying some measurement!
Make sure you estimate and measure all the objects :)


8) You can also click on an image you uploaded (if you did a paper version) to see if it has comments added.

Metric Measurement (Week 3)  1  2 No due date 

killam test1 - Metric Meas...
Google Slides

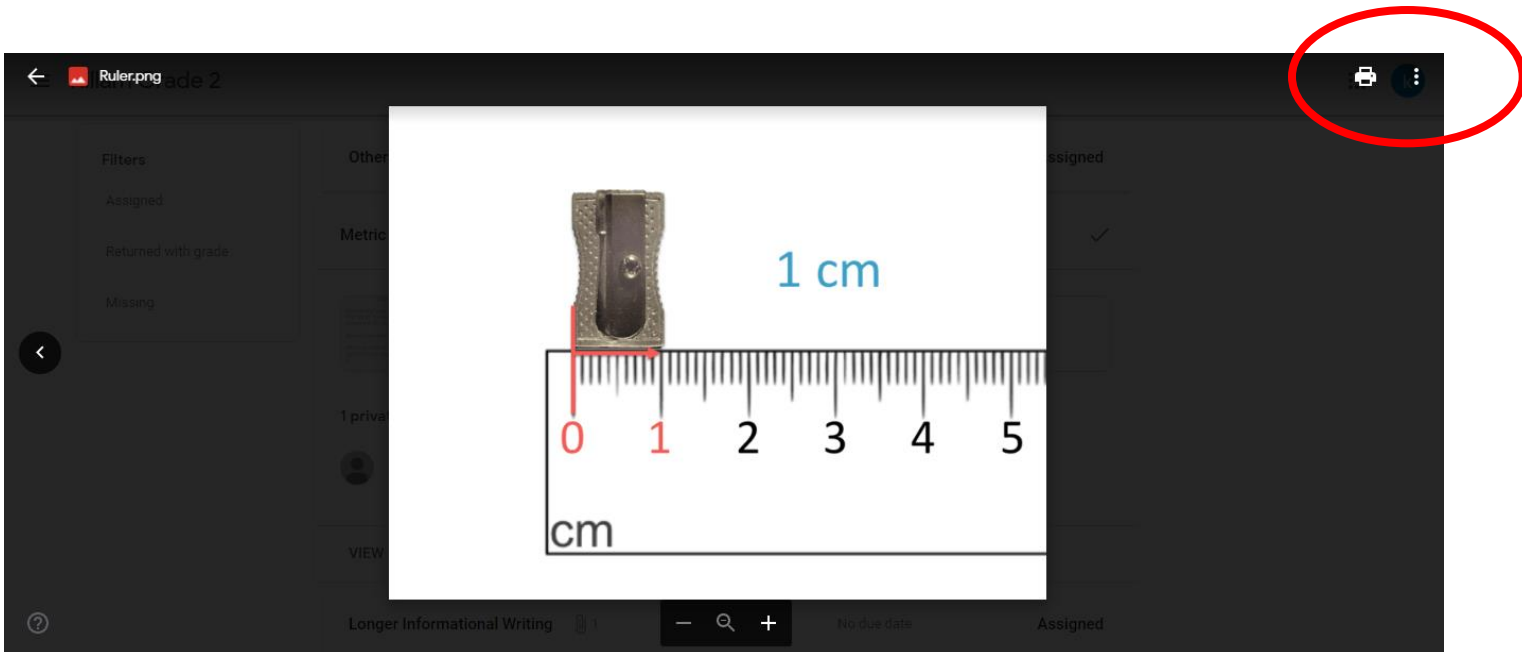
 **Ruler.png**
Image



1 private comment

 **Lauren Nawrocki** 2:49 PM
Good job!

[VIEW DETAILS](#)

9) If a comment does not appear right away, you may need to click on the 3 dots in the top right corner and choose to "Open in a new window".


 Ruler.png

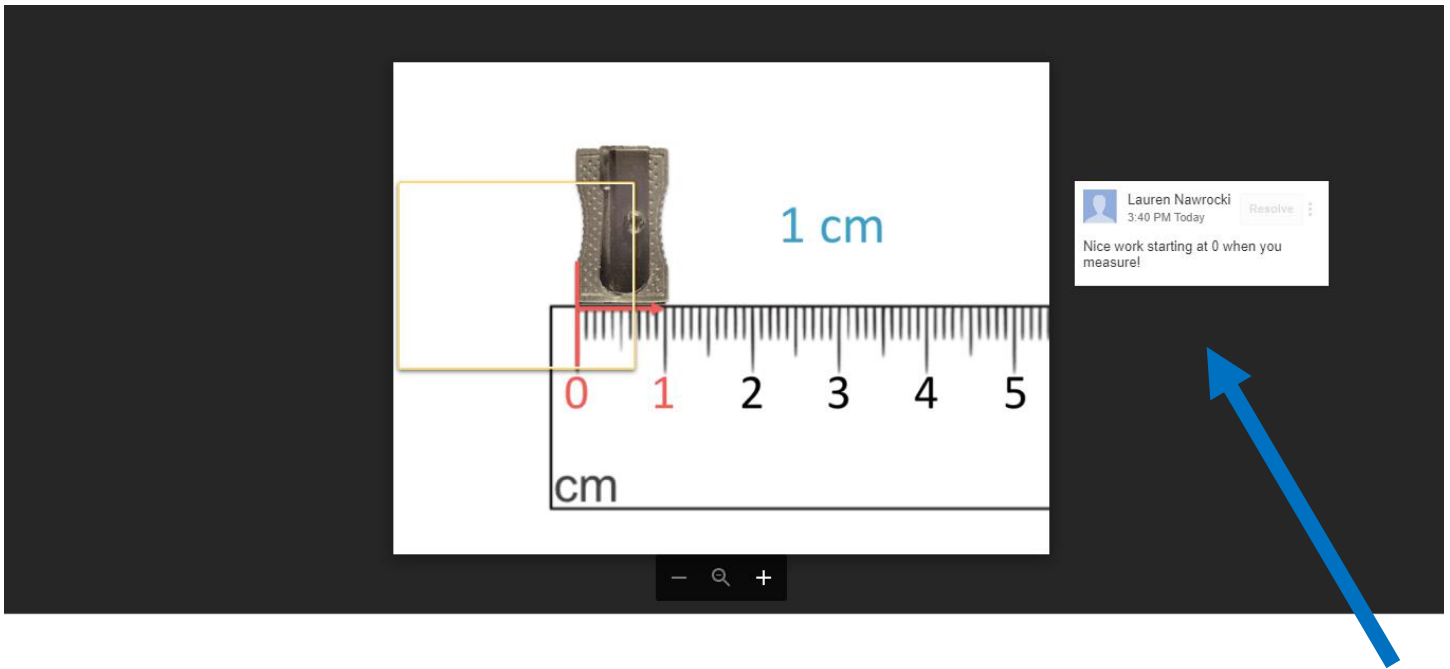
1 cm

0 1 2 3 4 5

cm

Longer Informational Writing  No due date Assigned

10) Then the comments may appear.



11) Each device is slightly different, so you may need to play around with your device a little bit to find the best way to view comments.

Re-Submitting Work After You Make Changes

After your teacher has viewed your work and returned it to you, you may want to make changes or add more. If you make changes or add to your assignment, you will need to "Resubmit" it to your teacher to be viewed again. This is just like when you clicked "Turn In" the first time.

- 1) After you make your changes, go back to the original assignment which you can find under "View your work" and then click "View Details" below the assignment.

The screenshot shows a Google Classroom assignment page for a user named 'killam test1'. On the left, there is a 'Filters' sidebar with options: 'Assigned', 'Returned with grade', and 'Missing'. The main content area shows the assignment details: 'Other Work You Want To Submit' with 'No due date' and 'Assigned' status. Below this is 'Metric Measurement (Week 3)' with 'No due date' and a checkmark. The assignment includes two files: 'killam test1 - Metric Meas...' (Google Slides) and 'Ruler.png' (Image). There is one private comment from Lauren Nawrocki: 'Good job!'. At the bottom, the 'VIEW DETAILS' button is circled in red.

- 2) Then click "Resubmit". This sends your updated assignment back to your teacher.

The screenshot shows the 'Metric Measurement (Week 3)' assignment page. The assignment was returned by Lauren Nawrocki on Apr 11. The description states: 'Metric Measurement is a NEW unit. There are several files included in this post. There is a link to an online game. There is a video. There is a link to an online video (username: kjadamo, password: killam123). There is 1 paper ruler that can be printed and cut out to use. There are 6 worksheets. There is also 1 "assignment" for Metric Measurement. This "assignment" is a copy of one of the worksheets. You are welcome to complete the printed version and then upload it to Google Classroom or you can just click on the version with your name on it which you can complete in Google Classroom. No need to do both!'. Below the description are several resource cards: 'Strolling with my Gnomies - ...', 'Math Monsters Standard an...', 'Centimeters, Meters, Kilome...', 'Ruler (To Cut Out) - Week 3...', 'Measure Home Items - Wee...', and 'Measure Cat - Week 3.pdf'. On the right, the 'Your work' section shows 'killam test1 - Metr...' and 'Ruler.png' with 'X' icons. Below this, the 'Add or create' button is visible, and the 'Resubmit' button is circled in red. At the bottom, there is one private comment from Lauren Nawrocki: 'Good job!'.