

Google Classroom

Signing In to Google Classroom

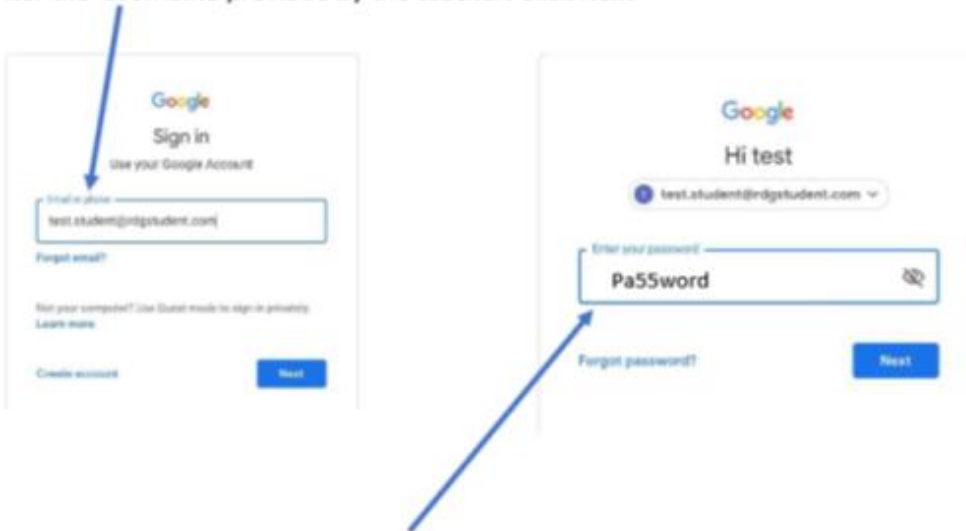
Each student will have a username and password. Usernames look like email addresses, but have no email capability.

Teachers will provide a code to join their classroom.

1. Go to [google.com](https://www.google.com) . Click on the blue Sign In button on the top right of the screen

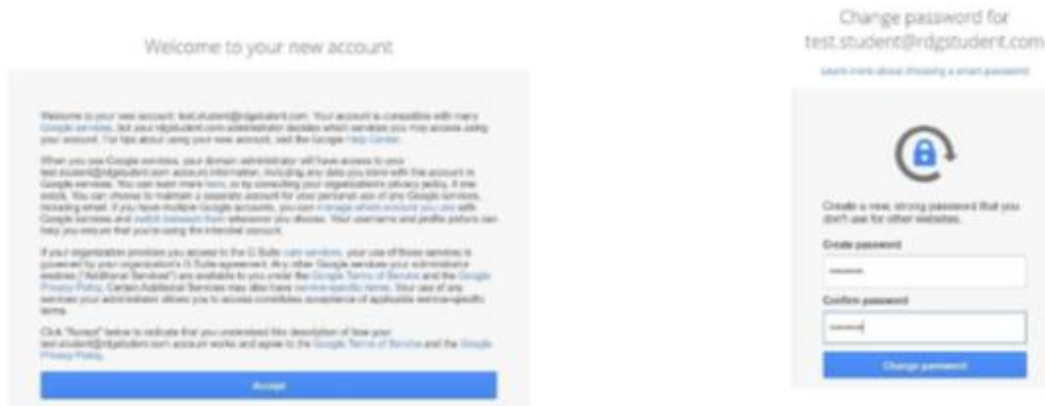


2. Enter the username provided by the teacher. Click Next

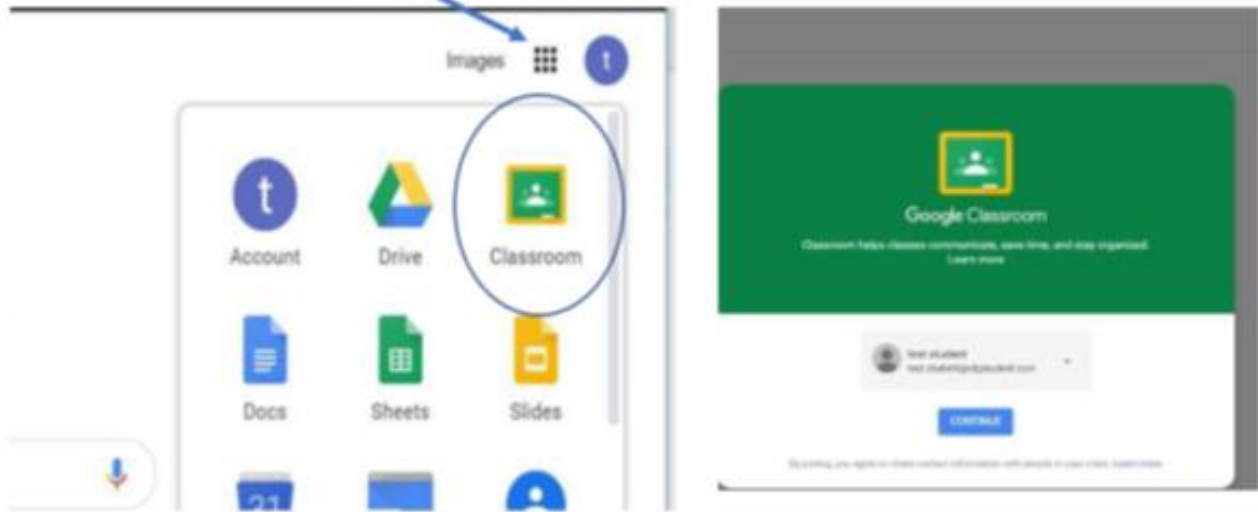


3. Enter the temporary password: Pa55word Click Next
You will be asked to change your password after you Accept Terms


4. Change your password (8 characters)




5. Click on the Google App "waffle" and select Classroom. Verify your name appears on the next screen and Continue



6. Select Student



7. Click on the + sign on the top right of the screen and Join a Class



8. Enter Code Provided by Teacher. Click Join



Your class/grade level page will appear



Lessons posted by teachers will be listed under the Classwork Tab