

# ALiCE

Alert Lockdown Inform Counter Evacuate



Schools are safe places. Sometimes we have drills at school. Drills help us practice how to stay safe in case of an emergency.



One way we might practice is to have a fire drill. Fires almost never happen in schools, but, just in case, we practice what to do if there is a fire. That keeps us safe!




There is another type of safety drill at our school. It is called an ALiCE drill.



- An ALiCE drill helps us practice what to do if there is an **intruder** in our school.
- An **intruder** is a person who is not supposed to be in our school. When someone is in our school who is not supposed to be there, our teachers and principals want us to stay safe.
- **Intruders** almost never come into schools, but, just in case, we need to practice what to do. That will keep us safe!



# Alert & Inform



When there is an ALiCE drill at our school, there will be an announcement over the loudspeaker.

Someone will say, “There is an intruder in the school” and announce the exact location of the intruder in the school.

When we hear the announcement,  
we will be quiet and listen very  
carefully to our teacher. We will  
follow her directions. Our teachers  
know just what to do.



# Lockdown

Our teacher may tell us to stay in our classroom.

- Our teacher will let us know where to go.
- She will lock the door to keep us safe.
- Our teacher will turn out the lights.





- Our teacher will block the door to keep us safe.
- Or our teacher may need to use a rope or a belt to keep the door closed.

**We will need to be very quiet.**



When we are practicing, I may get a funny feeling in my tummy. I may feel scared. It is okay to feel scared or nervous during a safety drill.



I feel better knowing that my teacher and all my classmates are following the directions so we stay safe.

When the principal and the police officers check everything out and decide that the building is safe, an announcement will be made.

Someone will say, “All clear.” We will wait quietly until we hear that announcement.



# Evacuate

Our teacher may tell us that we are leaving the classroom and evacuating the building, just like we practice during fire drills. We may have to leave the building through a different door.



# Evacuate

We must remain silent and move quickly out of the building during an evacuation. It is important to listen to our teacher and stay with our classmates.





An ALiCE drill is a way for us to practice being safe at school.

